

AMU3000/6000 Series

Alarm Monitoring Unit














The **AMU3000 /6000 series** provide customers with a convenient unit for monitoring status of environmental sensors and dry contact alarms on collocated equipment. Customers can use the comprehensive configuration menu to allow inputs to control output functions on any of the 3 or 6 multifunction connections. Use of the naming menus allows real world labelling for ease of use. Alternatively, through a custom configuration option the unit can be factory configured for site specific control and monitoring.

The **AMU3000 /6000 series** provide easy to use and comprehensive configuration & control features, fault monitoring protection. It incorporates a graphics display module, membrane keyboard and features a clear and intuitive control and configuration menu, fully utilising the unique graphics display.

Ethernet connection allows immediate monitoring of the status of the connected interfaces.

Peak Features

-  Compact; 1RU solution including redundant, monitored power supplies
-  3 (AMU3000) or 6 (AMU6000) multifunction rear panel connections
-  Internally pulled up inputs (5VDC tolerant) - up to 36 on AMU6000
-  Internally pulled down inputs (5VDC tolerant) - up to 12 on AMU6000
-  24V loop powered environment sensor (4 to 20mA) circuits - up to 12 on AMU6000
-  N/O switched high current output controls - up to 6 on AMU6000
-  N/O switched low current output controls - up to 6 on AMU6000
-  Switched 24VDC 0.5A outputs - up to 6 on AMU6000
-  Embedded 1+1 full chassis redundancy control, used with A1000 series external chassis switch
-  Ethernet connection as standard
-  Custom configurations available



AMU6000 series – Typical Specification

Inputs (6off, SKA 2-7)

Note: AMU3000 offers 3off interfaces

Connection	1	GND
	2	Switched 24VDC 500mA
	3	Output N/O high current relay
	4	COM high current relay 3A max
	5	24V 4-20mA current loop A +ve
	6	4-20mA current loop A-ve
	7	24V 4-20mA current loop B +ve
	8	4-20mA current loop B-ve
	9	Output COM function status relay
	10	N/O function status relay 0.5A
	11	Input 1 internally pulled to 5VDC
	12	+5VDC fused
	13	+5VDC current limited
	14	Input 2 internally pulled to GND
	15	Input 3 internally pulled to GND
	16	Input 4 internally pulled to 5VDC
	17	+5VDC fused
	18	Input 5 internally pulled to 5VDC
	19	Input 6 internally pulled to 5VDC
	20	Input 7 internally pulled to 5VDC
	21	Input 8 internally pulled to 5VDC
	22	GND
	23	Output, A sensor scaled
	24	GND
	25	GND

Current loops

Configurable with upper and lower limits, along with unit labelling.

Inputs

Upper limit of 5VDC and lower limit of GND. Transient suppression is included.

Sensor A scaled output

Voltage 0-10V

Other

Mechanical

Width	19", standard rack mount
Height	1U (1.75")
Depth	400mm (15.7"), plus connectors
Construction	Aluminium chassis
Weight	5.5kgs (12lbs) typ.

Environmental

Operating temp	0°C to +50°C
EMC	EN55022 part B & EN50082-1
Safety	EN60950

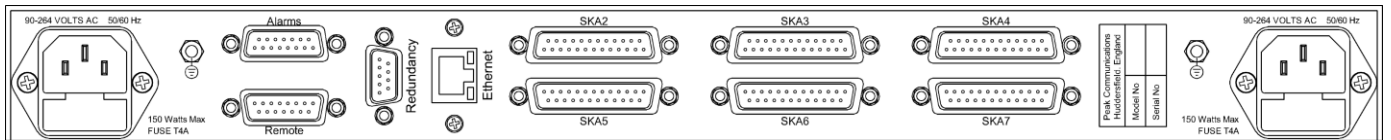
Power supply (2off in redundant configuration)

Voltage	90-264VAC
Frequency	47-63Hz
Power	150 Watts max.

Control System

Remote control	Ethernet; embedded web server & SNMP network management support.
Alarms	PSU fail External alarm inputs Chassis summary failure relay

Rear panel view (AMU6000)



Peak Communications reserves the right to alter the specifications of this equipment without prior notice. AMU6000-200120.

Peak Communications Ltd., Unit 1, The Woodvale Centre, Woodvale Road, Brighouse, West Yorkshire, HD6 4AB, U.K.

Tel; +44 (0)1484 714200 Sales; +44 (0)1484 714229 Fax; +44(0)1484 723666 Email; sales@peakcom.co.uk web; www.peakcom.co.uk